


LED Linear Light



Black Housing

White Housing

Dimensions




Technical Parameters

Item No.	Power(W)	Lumens (Lm)	Efficacy (lm/W)	Input(Vac)	Beam Angle(°)	CCT	Dimensions (mm)
45W-120CM-NK	45	4500	100	90-277	120	5000K	L1200*W75*H75
40W-90CM-NK	40	4000	100	90-277	120	5000K	L900*W75*H75
20W-60CM-NK	20	2000	100	90-277	120	4000K	L600*W75*H75

1. Aluminum housing with PC Cover best for thermal
2. Connect with seamless, form with line shape
3. IC driver. No flicker, No glaring. CIR ≥ 80. PF ≥ 0.9
4. Warranty: 5 years

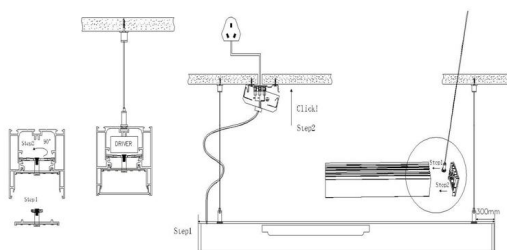
Applications

Indoor offices, Shopping mall, any other commercial areas



Installation:

Pendent



Surface Mounted

